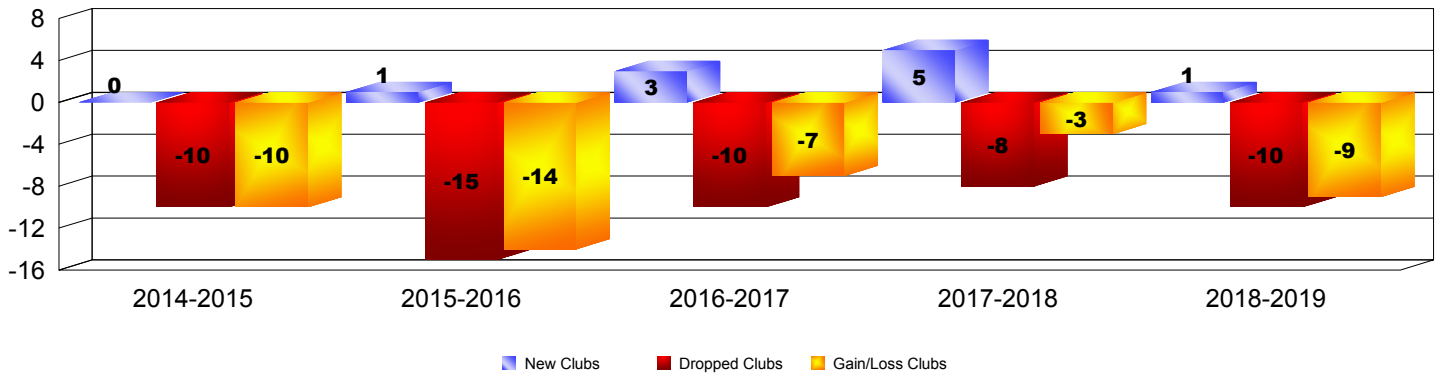
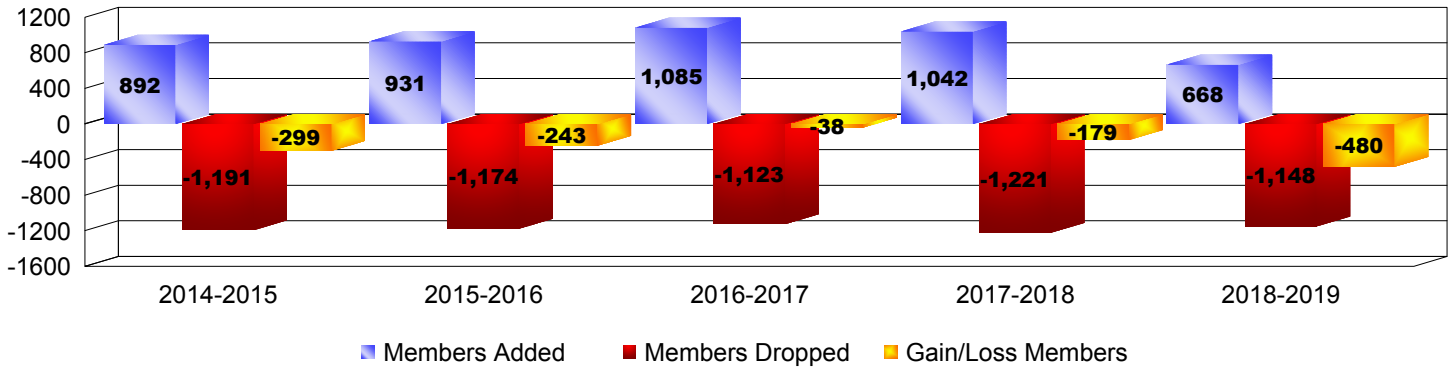


Year	New Clubs	Dropped Clubs	Gain/Loss Clubs	New Members	Charter Members	Reinstate Members	Transfer Members	Total Member Added	Total Members Dropped	Gain/Loss Members
2014-2015	0	-10	-10	796	5	37	54	892	-1191	-299
2015-2016	1	-15	-14	805	30	37	59	931	-1174	-243
2016-2017	3	-10	-7	881	99	42	63	1085	-1123	-38
2017-2018	5	-8	-3	785	141	46	70	1042	-1221	-179
2018-2019	1	-10	-9	546	33	56	33	668	-1148	-480
Average	2	-11	-9	763	62	44	56	924	-1171	-248

Clubs




Members



Membership Composition

June 2019 Cumulative



Gender Comparison

June 2019 Cumulative

